RESIDENTIAL ESS SOLUTION

SE-F5 Pro

Comprehensive Protection
Advanced BMS with active fuse

Ultra-efficient
Support Max. 1C charge & 1C discharge.

Flexible Expansion
Max. 32 units in parallel

Easy Maintenance
Auto-networking, Local monitoring mode for battery, remote monitoring mode for ESS

Optimized Energy Density
Integrated PACK: reduced line loss, enhanced energy density

Reliable Durability
Operates reliably in -20°C to 55°C, natural cooling

RESIDENTIAL ESS SOLUTION

Model		SE-F5 Pro
Main Parameters		
Battery Chemistry		$LiFePO_4$
Capacity[1]		100 Ah
Scalability [2]		Max. 32 pcs in parallel
Nominal Voltage		51.2 V
Operating Voltage		44.8 V ~ 57.6 V
Nominal Energy		5.12 kWh
Charge Current [3]	Recommend	50 A
	Max. Continuous	100 A
	Peak	150 A (120 sec)
Discharge Current [3]	Recommend	50 A
	Max. Continuous	100 A
	Peak	150 A (120 sec)
Other Parameter		
Depth of Discharge[4]		100%
Dimension (W × H × D) (Without hanging board)		404 × 547 × 141 mm
Weight Approximate		44 kg
LED Indicator		LED (SOC, working, protecting) & Buzzer
IP Rating of Enclosure		IP21
Operating Temperature		Charge: 0°C～55°C Discharge: -20°C～55°C
Storage Temperature		0～35°C
Relative Humidity		95% (non-condensing)
Altitude		≤3000m
Cycle Life[1]		≥6000(70%EOL)
Installation		Wall-Mounted, Floor-Mounted, Stack-Mounted
Communication		CAN2.0, RS485, Optional module, (WiFi+Bluetooth+APP)
Warranty Period [5]		5 Years / 10 Years The warranty period depends on the final installation site of the battery system. For more information, please refer to the warranty policy.
Energy Throughput [5]		16 MWh
Certification		UN38.3, MSDS, CE, CB, VDE2510-50

[1] Test conditions : 0.2C Charging & Discharging, 25°C±2°C.

[2] Max. 64 pcs can parallel with CAN-Bridge.

[3] The current is affected by temperature and SOC.

[4] Max. 100%DOD, adjustable as required.

[5] Conditions apply, refer to Deye Warranty Letter.

Model SE-F5 Pro

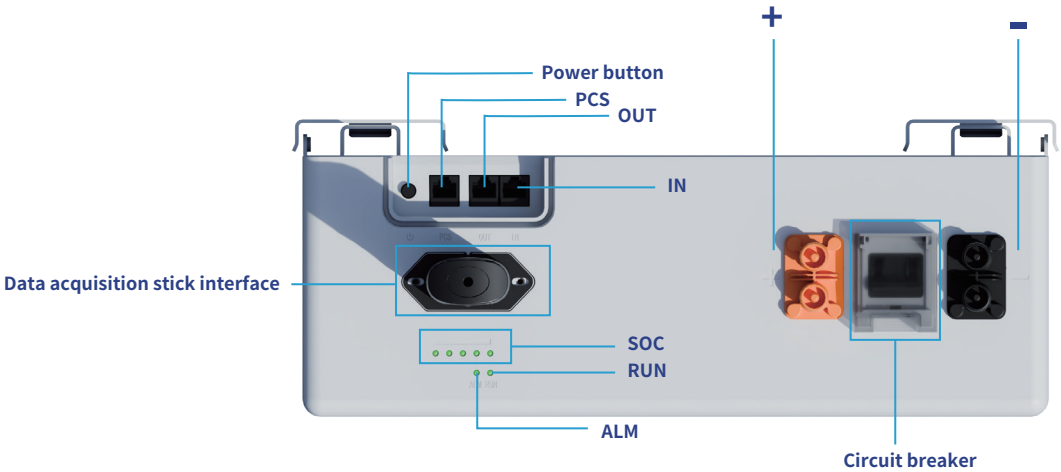

◎ -: Battery negative terminal connection position(Quickly plug and unplug).

◎ +: Battery positive terminal connection position(Quickly plug and unplug).

◎ SOC: These 5 LEDs are used to display the pack SOC and charge or discharge state.

◎ RUN light: green LED lighting to show the battery running status.

◎ ALM light: red LED lighting to show the battery has been alarmed .

◎ Power button: Power on or off the control battery.

◎ PCS: Inverter communication terminal:(RJ45port) follow the CAN protocol (baud rate:500kbps),and RS485(baud rate:9600bps),used to output battery information to the inverter.

◎ OUT: parallel Communication Terminal:(RJ45port) Connect "IN"Terminal of Next battery,for Communication between multiple parallel batteries.

◎ IN: parallel Communication Terminal: (RJ45 port) Connect "OUT" Terminal of Previous battery,for Communication between multiple parallel batteries.

◎ Circuit breaker: Used to manually control the connection between the battery rack and external devices.

◎ Data acquisition stick interface: The location to connect with your Data Logger that is used for data acquisition via WIFI or Bluetooth.

Mounting example

Stacked

Support 6 packs in one cluster parallel connected, allows multiple clusters in parallel

Wall mounted

All support wall mounted installation, and support for multiple packs in parallel



Deye APP（Optional WiFi Data Logger）

Local monitoring mode for battery

- Bluetooth APP Monitoring
- Low Power (Bluetooth LE)
- Automated upgrade

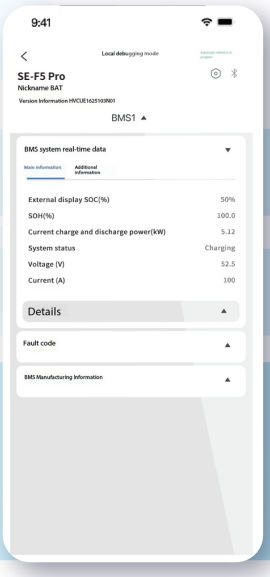

- Quick Pairing
- No Internet Needed
- Portable Control

Remote monitoring mode for ESS(Deye Inverter&Battery)

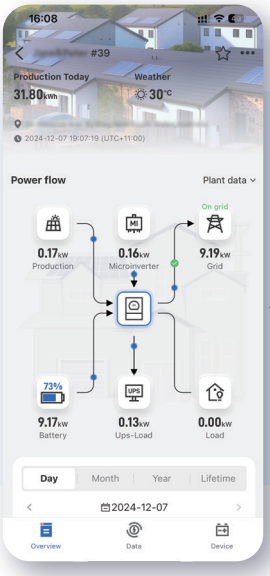

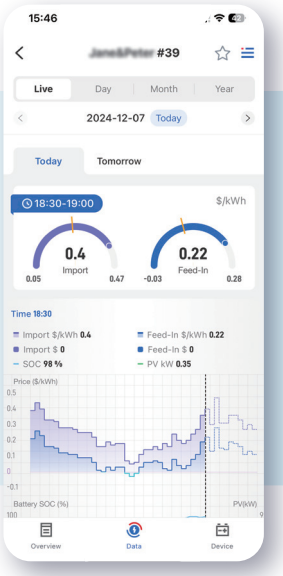

- Real-time Equipment Monitoring
- Intelligent Charging/Discharging Strategies
- AI Data Analytics
- Customized Maintenance

Smarten Up Your Home Energy

→

Download Deye APP to join us!

Embrace a seamless, effortless energy experience that's both ecofriendly and budget-friendly with our intelligent assistant